



District Report Card: 2017


State: Jammu And Kashmir	District: Kupwara
Class: 5	Subject: Language
Schools: 42	Students: 361


Participation/Coverage


Students

<div>GENDER</div> <div></div>	Boys				Girls			
	Number		%		Number		%	
	196		54.29		165		45.71	

<div>AREA</div> <div></div>	Rural				Urban			
	Number		%		Number		%	
	335		92.80		26		7.20	

<div>CATEGORY</div> <div></div>	SC		ST		OBC		GEN	
	Number	%	Number	%	Number	%	Number	%
	0	0.00	71	19.67	85	23.55	205	56.79

<div>CWSN</div> <div></div>	LD	VI	HI	S&LD	ID	Oth
	0	4	0	2	2	13

<div>Management</div> <div></div>	Government			Government-aided		
	Number		%	Number		%
	361		100.00	0		0.00

Average Performance of Students in Language (%)

Overall	Gender		Area		Management		Social Group			
	Male	Female	Rural	Urban	Govt.	Aided	SC	ST	OBC	GEN
59.45	57.99	61.17	59.44	59.49	59.45	0.00	0.00	64.60	51.06	61.14

Performance on Learning Outcomes (LOs)

Learning Outcomes	Description	Average Performance(%)
L504	Reads and comprehends independently storybooks, news items/ headlines, advertisements etc.	55.79
L508	Reads text with comprehension, locates details and sequence of events	61.27

Range of Performance of Students who Answered Correctly							
Below 30%		30% - 50%		50% - 75%		Above 75%	
Number	%	Number	%	Number	%	Number	%
60	16.62	65	18.01	123	34.07	113	31.30

Lowest Performing Learning Outcomes (LOs)

- 1 - Reads and comprehends independently storybooks, news items/ headlines, advertisements etc. (55.79)
- 2 - Reads text with comprehension, locates details and sequence of events (61.27)